



BRIVO ACS6100 SERIES CONTROL PANEL

Brivo control panels act as the interface between our cloud services and local devices.

Control Panels Ready for Today and Future-proof for Tomorrow

Brivo ACS6100 Control Panels are key components of your Brivo access control platform. The ACS6100 Control Panels support the existing ACS6000 main boards along with the ACS6100 Door and I/O expansion boards.

KEY FEATURES:

- Increased capacity for Door and I/O boards
- Supports:
 - Brivo Smart Readers as well as OSDP and Weigand readers
 - Remote firmware updates
 - 30 card readers per control panel
 - Brivo Mobile Pass
 - Select Brivo wireless lock integrations
- Host communication via ethernet or WiFi. Cellular options available upon request
- Host authentication via digital certificates
- IP based access control and alarms
- Modular growth via expansion boards
- Encrypted storage and communications



Brivo ACS6100L

Modern Capabilities,
Increased Capacity, and Enhanced Security

ORDERING INFORMATION

BRIVO ACCESS

Brivo B-ACS6100R-E Regular Panel

Includes regular chassis, main board, power supply board, battery, and transformer. This chassis will accommodate two additional accessory boards.





Brivo B-ACS6100L-E Large Panel

Includes large chassis, main board, two power supply boards, two batteries, and two transformers. This chassis will accommodate six additional accessory boards.

ASSOCIATED COMPONENTS

- | | |
|-----------------------|---|
| B-ACS6100-DB | Two-reader Door Expansion Boards |
| B-ACS6100-IO | Input/Output Expansion Boards |
| B-ACS6100-PSB | Power Supply Boards |
| B-ACS6100-ADPL | Adapter Plate for installation of B-ACS6100-DB or B-ACS6100-IO in ACS6000/6008 series cabinets. |
| B-ACS6100R-EXP | Brivo ACS6100 Regular Expansion Chassis |
| B-ACS6100L-EXP | Brivo ACS6100 Large Expansion Chassis |
| B-ACS6000-MBE | Two-reader Main Board for Brivo Access |

ACS6100 PANEL SPECIFICATIONS

	B-ACS6100(R/L)-E	B-ACS6100-DB	B-ACS6100-IO
Total number of credentials	Unlimited credentials per panel when online and connected to Brivo Access. Up to 250,000 credentials per panel while offline	N/A	N/A
Maximum number of card readers	2 on the controller board, and up to 30 (with 14 expansion door boards)	2 per board	N/A
Event history	60,000 events (FIFO) offline from host	N/A	N/A
Input points	Up to 120 (with 14 expansion boards) 8 inputs per board On board; (2) door position points; (2) Request to exit points; (4) Auxiliary input points	8 inputs per board 2 door position points; 2 request to exit points; 4 auxiliary input points	8 inputs per board Optional 4 state supervision
Output relays	Up to 118 (with 14 expansion boards) 6 outputs per board Form C (SPDT) 350mA @ 12VDC – (2) lock switching (wet) Form C (SPDT) 6A @ 28VDC (4) Auxiliary output relays (dry only)	4 outputs per board Form C (SPDT) 3A @ 28VDC – (2) lock switching (dry only); (2) Auxiliary output relays (dry only)	8 outputs per board Form C (SPDT) 3A @ 28VDC (8) General purpose output relays (dry only)
Maximum number of input/output and/or door board expansion boards	Up to 14 per ACS6000-MBE main board	N/A	N/A
Authentication and encryption	ACS6000-E uses TLS1.3, with AES256 encryption and SHA256 certificate with a 4096-bit key length OSDP support for Secure Communication Protocol (SCP)	N/A	N/A
Max power consumption (board only)	12VDC @ 1.5A peak with all relays engaged	12VDC @ 500mA peak with all relays engaged	12VDC @ 90mA idle / 400mA peak with all relays engaged
Card reader inputs	2 RS-485 OSDP or 2 Wiegand	2 RS-485 OSDP or 2 Wiegand	N/A
ACS6100 accessory board dimensions	5”h x 11.5”w	3.5”h x 5.75”w	3.5” x 5.75”w
Board communication bus	CAN Bus – Use CAT5 (or higher) UTP cable up to 1,500 feet		
Temperature and humidity range	Operating temp: 32°F to 125°F, (0° to 52°C) Humidity; Max 85% non-condensing		
Included components	(2) MOV surge suppressors and (16) 2K ohm end-of-line resistors		
Expansion board capacity	ACS6100R-E – Capacity for (1) ACS6000 -controller board and (2) ACS6100 accessory boards or up to (4) ACS6100 accessory boards. ACS6100L-E – Capacity for (1) ACS6000 controller board and (6) ACS6100 accessory boards, or up to (8) ACS6100 accessory boards. Additional Chassis enclosures can be chained together via the CAN Bus to connect (1) controller board to up to (14) Door/IO boards.		
Power supply (included)	12VDC @ 4.2A (Supports expansion boards and readers only) Aux output – 12VDC @ 250mA (Not to be used for lock power)		
Transformer (included)	ACS6100R-E - (1) 19VDC @ 50W Transformer ACS6100L-E - (2) 19VDC @ 50W Transformers		
Standby batteries and cables (included)	ACS6100R-E – (1) 12VDC 14Ah Rechargeable ACS6100L-E – (2) 12VDC 14Ah Rechargeable		
Enclosure dimensions	ACS6100R – 17.283”h x 15.63”w x 4.0”d ACS6100L – 27.283”h x 15.63”w x 4.0”d		
ACS6100 enclosure details	NEMA type 1, key locks, and knockouts		
Host communications	Ethernet and/or WiFi IEEE 802.11 b/g/n (Cellular connection is also supported with separate optional Cellular Network Module)		
Compliance	Access Control UL-294 /    Part 15 Class A Compliant  Compliant		
Backward compatibility	ACS6100 accessory boards work with ACS6000 and ACS5000 controller boards, but the new OSDP functionality is not supported by ACS5000.		



Call us at **866.692.7486** for more information.

Copyright 2021 Brivo Systems LLC or its affiliates. All rights reserved. Brivo and the Brivo logos are registered trademarks or trademarks of Brivo Systems LLC or its affiliates in the United States and other countries. All other trademarks are the property of their respective owners. This information is provided for informational purposes only and is not warranted to be error-free, nor is it subject to any other warranties. This information is subject to change at any time without notice.